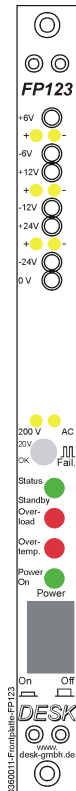


# NIM finished devices - Control unit FP123 for NIM crates

- [NIM control unit front panel FP123](#)
- [NIM control unit front panel FP123 circuit diagram](#)
- [Ports FP123 according to the DESK-internal standard](#)
- [Plug to FP123](#)

## NIM control unit front panel FP123

Deliverable only completely installed and tested



Control- and operating unit for NIM crates; 5 HE; 17.0 mm width

Totally modular construction; all lines separable via plug connector according to the DESK-internal standard; compatible to the no longer available FP122

Test sockets 2mm for +-6 Volt, +-12 Volt, +-24 Volt and 0 Volt

Monitoring- and signal output via an integrated LEMOsocket

Control of operation voltage via a green LED

VDE-approved power switch (pressure switch) with VDE-quality-mark

Display for AC 117 Volt (\*) and DC 200 Volt (\*) via LED 3mm

Status display (\*)

Displays for overload (\*) and overtemperature (\*)

Error signalling via miniaturised loudspeaker (\*)

Stable mechanics made of aluminum alloys

2 years guarantee



Frontpanel-FP123

As a matter of course, we take back all of our products after the end of service life and take care for a proper disposal.

(\*) A light display only appears if the corresponding signals resp. voltages are being generated within the power supply.



(\*) A light display only appears if the corresponding signals resp. voltages are being generated within the power supply.

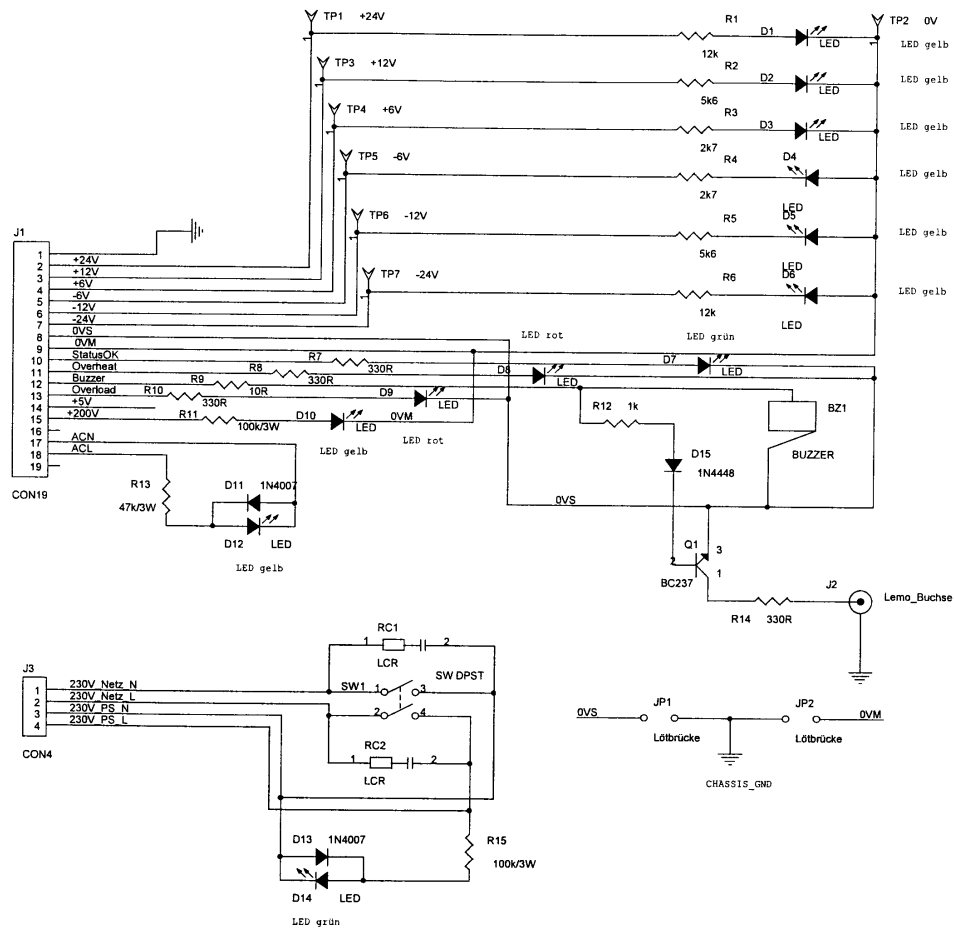
(\*\*) If the power supply is switched off, the green status display simultaneously functions as the standby display.

**Control unit front panel FP123**


**Article no 036 000 0**

[Back to top of page "Control unit FP123 for NIM crates"](#)

## NIM control unit front panel FP123 circuit diagram



View into the unit:



[Back to top of page "Control unit FP123 for NIM crates"](#)





## Ports FP123 according to the DESK-internal standard

X18	Chassis GND
X6	+24 V
X5	+12 V
X4	+6 V
X3	-6 V
X2	-12 V
X1	-24 V
X7	0 V Signal
X8	0 V Monitor
X9	Status
X10	Overheat
X11	Buzzer
X12	Overload
X17	Res 1 (NC)
X19	+200 V
X20	Res 2 (NC)
X33	ACN
X34	ACL
X35	Res 3 (NC)

X21	+24 V Current
X22	+24 V Current return
X23	+12 V Current
X24	+12 V Current return
X25	+6 V Current
X26	+6 V Current return
X27	-6 V Current
X28	-6 V Current return
X29	-12 V Current
X30	-12 V Current return
X31	-24 V Current
X32	-24 V Current return

X13	230 V N Mains
X14	230 V L Mains
X15	230 V N Power supply
X16	230 V L Power supply

	Yellow-green 1.5 mm²
	Orange 0.75 mm²
	Purple 0.75 mm²
	Red 0.75 mm²
	Green 0.75 mm²
	Brown 0.75 mm²
	White 0.75 mm²
	Black 0.75 mm²
	Black 0.75 mm²
	Green 0.75 mm²
	Yellow 0.75 mm²
	Red 0.75 mm²
	Blue 0.75 mm²
	Brown
	Grey 0.5 mm²
	Brown 0.5 mm²

	Blue 0.75 mm²
	Black 0.75 mm²
	Purple 0.75 mm²
	Brown 0.75 mm²


The displayed colours for the cables of the single ports are default settings and do not necessarily have to be fulfilled in each crate.

[Back to top of page "Control unit FP123 for NIM crates"](#)

## Plug to FP123




Plug for mains 4-poled



Plug for voltages 19-poled

<b>Plug for mains 4-poled</b>	<b>Article no 9 036 020</b>
<b>Plug for voltages 19-poled</b>	<b>Article no 9 036 022</b>



**Connection cable FP123 complete**

**Article no 071 119 0**

[Back to top of page "Control unit FP123 for NIM crates"](#)